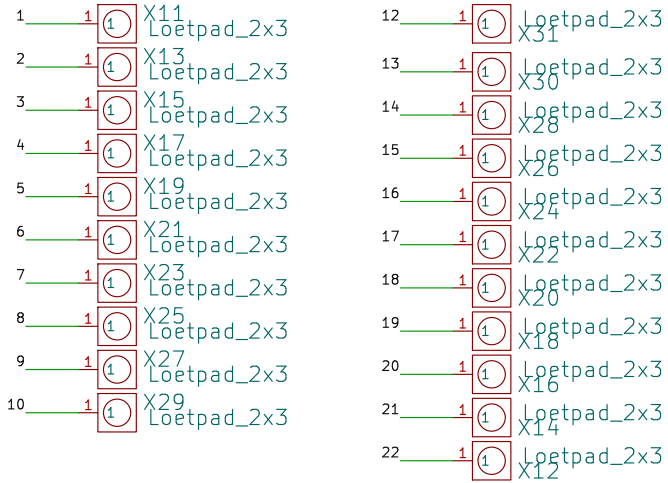
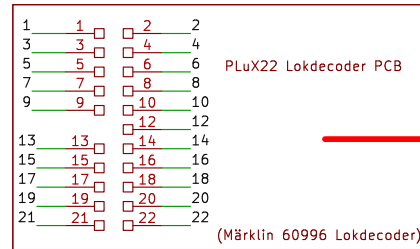


Lok mit PLuX22 Buchse

J12
Lok_Decoder_PCB_PLuX22

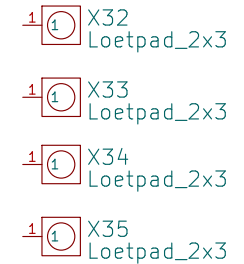


PLuX22

1 GPIO C	2 Aux3
3 GPIO B	4 GPIO A
5 GND	6 CAP+
7 Licht vorne	8 Motor (+)
9 UB	10 Motor (-)
Verpolschutz	12 Schiene Schleifer
13 Licht hinten	14 Schiene AC_GND
15 Lautsprecher (-)	16 Aux1
17 Lautsprecher (+)	18 Aux2
19 Aux4	20 Aux5
21 Aux6	22 Aux7

Kabel

Zugentlastung
für Kabel



Anschlussplatine zur Kontaktierung der Lok
(Verbindung von Lok und Lok Tester)

Decoder_Connector_PLuX22_V01

Sheet: /	
File: Decoder_Connector_PLuX22_V01.kicad_sch	
Title:	
Size: A4	Date: 06.01.2026 hlmade!
KiCad E.D.A. 9.0.6	Rev: Id: 1/1