Motor hinten

Lock Rueckseite

UB LED links+oben	X12	UB_AUX4_RUECK_R	rot
Anode LED (rt+kw) links+oben	X14	UB_LICHT_RH	gelb
Kathode LED rt links+oben	X16	LSS_LICHT_VORNE	grau
Kathode LED rt rechts	X19	LSS_AUX2	weis
Kathode LED kw rechts	X22		schwarz

Lock Vorderseite

UB_AUX3_VOR_R	X11	UB LED links+oben
UB_LICHT_RV	X13	Anode LED (rt+kw) links+oben
LSS_LICHT_VORNE	X15	Kathode LED rt links+oben
LSS_LICHT_HINTEN	X18	Kathode LED rt rechts
	X21	Kathode LED kw rechts

Lokbeleuchtung hinten

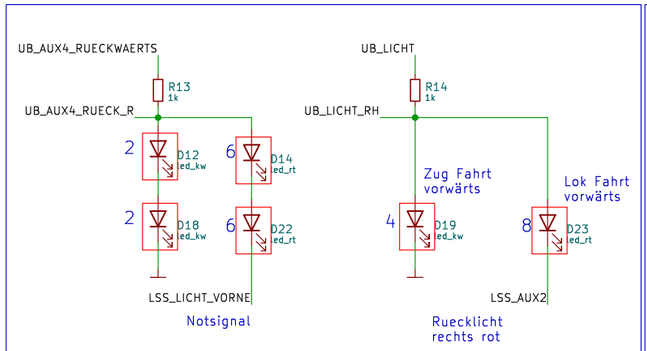

Lokbeleuchtung vorn

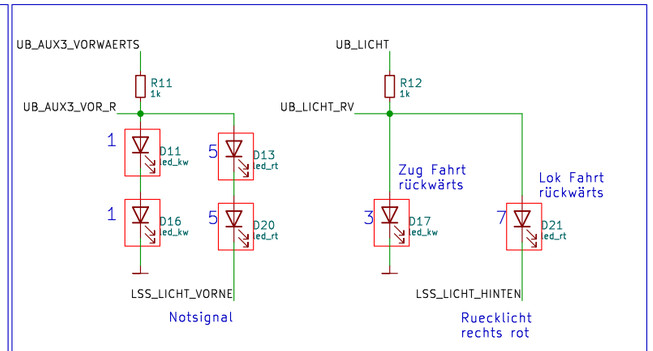

rot umdandete Bauteile sind auf LED Platinen

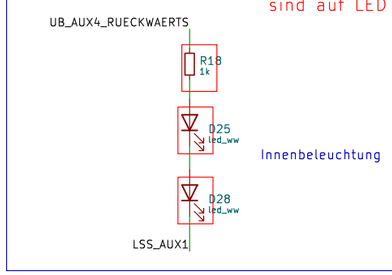

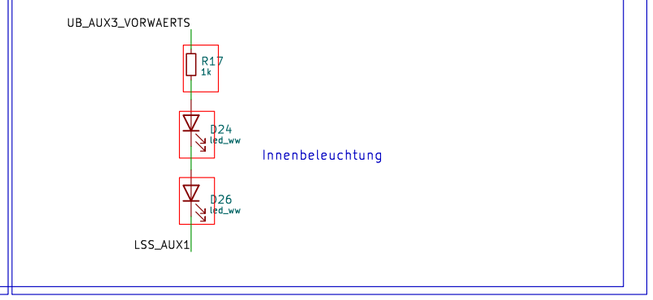

Beleuchtungsmöglichkeiten

	Licht hinten	Licht vorn			
Zug vorwärts	2 / 2 4	1 / 1 3	Licht_vorn=0 Licht_hinten=0 AUX1=0	AUX2=0 AUX3=0 AUX4=1	 NEG=1 NEG=0
Zug rückwärts			Licht_vorn=0 Licht_hinten=0 AUX1=0	AUX2=0 AUX3=1 AUX4=0	 NEG=0 NEG=1
Lok vorwärts			Licht_vorn=0 Licht_hinten=0 AUX1=0	AUX2=1 AUX3=0 AUX4=1	 NEG=1 NEG=0
Lok rückwärts			Licht_vorn=0 Licht_hinten=1 AUX1=0	AUX2=0 AUX3=1 AUX4=0	 NEG=0 NEG=1
licht aus			Licht_vorn=0 Licht_hinten=0 AUX1=0	AUX2=0 AUX3=1 AUX4=1	 NEG=0 NEG=0
Notsignal	6 / 6 8	5 / 5 7	Licht_vorn=1 Licht_hinten=1 AUX1=0	AUX2=1 AUX3=0 AUX4=0	 NEG=1 NEG=1
Innenlicht vorn/Türe			Licht_vorn=0 Licht_hinten=0 AUX1=1	AUX2=0 AUX3=0 AUX4=1	 NEG=1 NEG=0
Innenlicht hinten/Türe			Licht_vorn=0 Licht_hinten=0 AUX1=1	AUX2=0 AUX3=1 AUX4=0	 NEG=0 NEG=1

AUX1_ODER1
AUX2_ODER2
AUX3_ODER3
AUX4_ODER4

Licht_vorn_ODER5
Licht_hinten_ODER6

1 Hallsensor1	22 Schleifer [rot]
2 Hallsensor2	21 Räder GND [braun]
3 Aux6 (L)	20 DC (–) Funktionen [violet]
4 Aux4 (L)	19 Motor (+) [grün]
5 Zugbus Clock	18 Motor (–) [blau]
6 zugbus Data	17 Aux5 (L) / Motor(3)
7 Licht hinten [gelb]	16 DC + (Funktionen) [orange]
8 Licht vorne [grau]	15 Aux1 [braun/rot]
9 Lautsprecher (–)	14 Aux2 [braun/grün]
10 Lautsprecher (+)	13 Aux3 (L) [braun/gelb]
Verpolschutz	12 U5V Prozessor

Lautsprecher +
Lautsprecher –

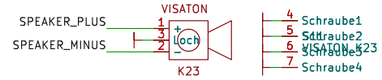

Motor +	X17	MP	L11	MOTOR_PLUS
Motor –	X20	MM	L12	MOTOR_MINUS
Masse	X23	AC_GND		
Schleifer	X24	AC_SCHLEIFER		

SMD Kondensatoren Hoehe 11mm

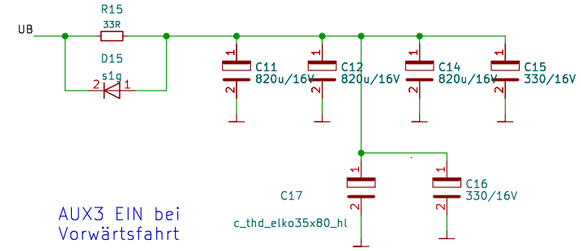

AUX3 EIN bei Vorwärtsfahrt

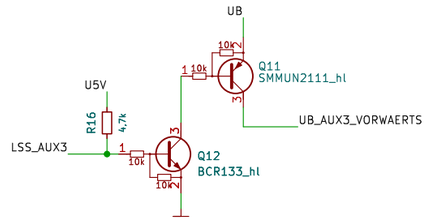

AUX4 EIN bei Rückwärtsfahrt

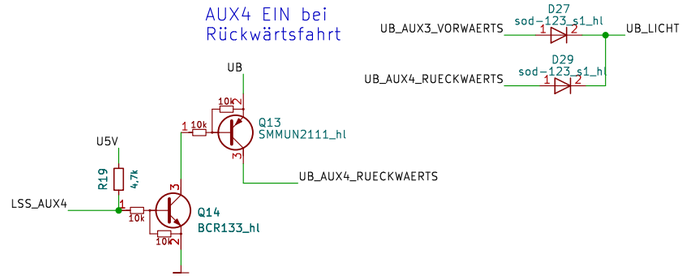

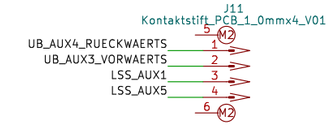

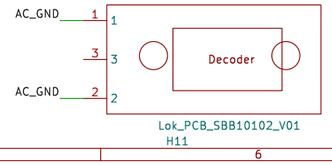

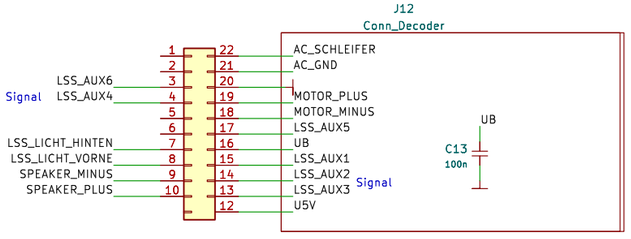

Maerklin_SBB10102_V01

Decoder Traeger und Puffer PCB fuer Märklin BR RE 446

Sheet: /		
File: Maerklin_SBB10102_V01.kicad_sch		
Title: Maerklin_SBB10102_V01		
Size: A3	Date: 23.05.2024	Rev:
KiCad E.D.A. 8.0.3		Id: 1/1