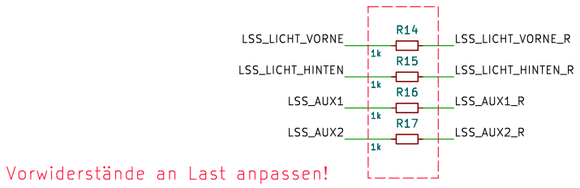

Vorwiderstände an Last anpassen!

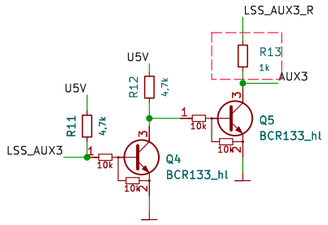

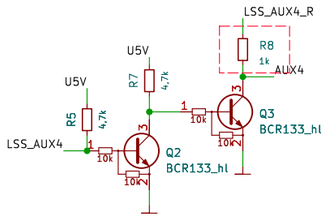

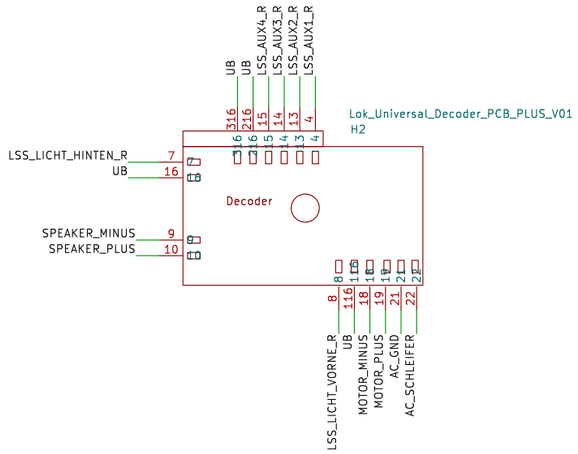

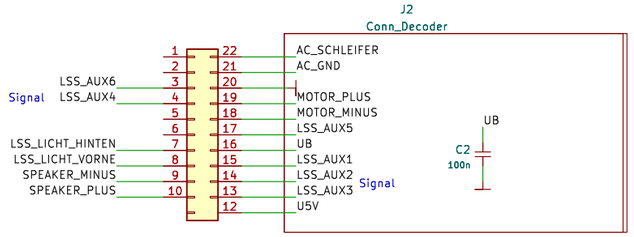

1 Hallsensor1	22 Schleifer [rot]
2 Hallsensor2	21 Räder GND [braun]
3 Aux6 (L)	20 DC (–) Funktionen [violet]
4 Aux4 (L)	19 Motor (+) [grün]
5 Zugbus Clock	18 Motor (–) [blau]
6 zugbus Data	17 Aux5 (L) / Motor(3)
7 Licht hinten [gelb]	16 DC + (Funktionen) [orange]
8 Licht vorne [grau]	15 Aux1 [braun/rot]
9 Lautsprecher (–)	14 Aux2 [braun/grün]
10 Lautsprecher (+)	13 Aux3 (L) [braun/gelb]
Verpolschutz	12 U5V Prozessor

Universal_Decoder_PCB_PLUS_V01

Decoder Traeger für Märklin Decoder

Sheet: /
File: Universal_Decoder_PCB_PLUS_V01.kicad_sch

Title: Universal_Decoder_PCB_PLUS_V01

Size: A3	Date: 12.10.2025	Rev:
KiCad E.D.A. 9.0.3		Id: 1/1